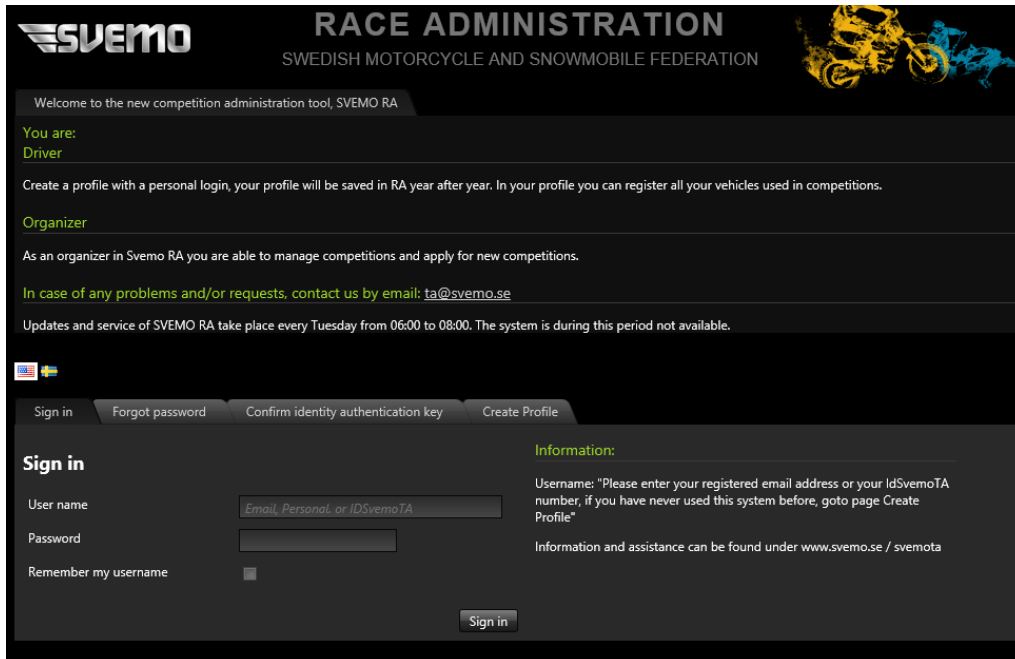


A short guide on how to register a profile and enter races in SVEMO racing administration.

Feel free to contact ta@svemo.se with any questions or for further help.

Register your profile

1. Go to <http://ta.svemo.se> and choose the English language option.



SVEMO RACE ADMINISTRATION
SWEDISH MOTORCYCLE AND SNOWMOBILE FEDERATION

Welcome to the new competition administration tool, SVEMO RA

You are:
Driver

Create a profile with a personal login, your profile will be saved in RA year after year. In your profile you can register all your vehicles used in competitions.

Organizer

As an organizer in Svemo RA you are able to manage competitions and apply for new competitions.

In case of any problems and/or requests, contact us by email: ta@svemo.se

Updates and service of SVEMO RA take place every Tuesday from 06:00 to 08:00. The system is during this period not available.

Sign in | Forgot password | Confirm identity authentication key | **Create Profile**

Sign in

User name:

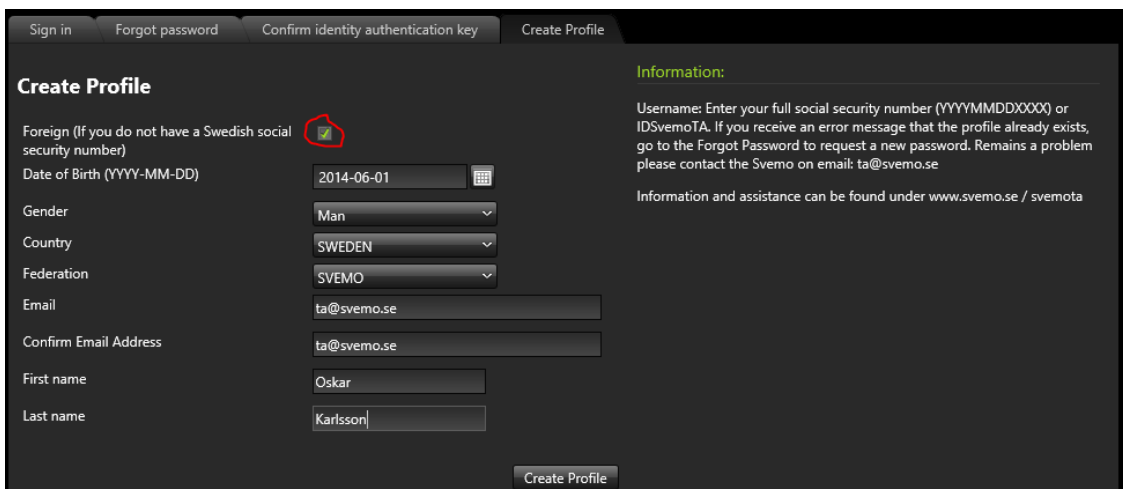
Password:

Remember my username:

Information:
Username: "Please enter your registered email address or your IDsvemoTA number, if you have never used this system before, goto page Create Profile"
Information and assistance can be found under [www.svemo.se / svemota](http://www.svemo.se/svemota)

Sign in

2. Navigate to the Create Profile tab.



Sign in | Forgot password | Confirm identity authentication key | **Create Profile**

Create Profile

Foreign (If you do not have a Swedish social security number)

Date of Birth (YYYY-MM-DD):

Gender:

Country:

Federation:

Email:

Confirm Email Address:

First name:

Last name:

Information:
Username: Enter your full social security number (YYYYMMDDXXXX) or IDsvemoTA. If you receive an error message that the profile already exists, go to the Forgot Password to request a new password. Remains a problem please contact the Svemo on email: ta@svemo.se
Information and assistance can be found under [www.svemo.se / svemota](http://www.svemo.se/svemota)

Create Profile

3. Check the "Foreign" checkbox and enter the fields with your information, then click "Create profile".

- An email have now been sent to the email address you specified. Open this email and look for the confirmation link. Click this link and you will be sent to a new page where you can set your password.

Till TA (Svemo)

Holders of IDsvemoTa(94955): Oskar Karlsson

If you do not know with you that you made a request for a new password, you can ignore this message, your old password will remain that case.

For you to get a new password, we require that you approve the change of password to enter an authentication key.

Click the link below to go directly to the page for changing password, which you enter your new personal password.

Link for confirmation: <http://ta.svemo.se/Pages/TALogin.aspx?SecurityTokenKey=77u%2fPD94bWwgdmVyc2lvbj0iMS4wIiBlbmNvZGluZz0idXRmLTgiPz48UHJvZmlsZVNlY3VyaXR5VG9rZW4geG1sbmM6eHNkPSJodHRwOi8vd3d3LnczLm9yZy8yMDAxL1hNTFNjaGVtYSIgeG1sbmM6eHNpPSJodHRwOi8vd3d3LnczLm9yZy8yMDAxL1hNTFNjaGVtYS1pbmNOYW5jZSI%2bPF8yb2ZpbGVJZD45NDk1NTwvUHJvZmlsZUlkPjxTZWN1cmI0eVRva2VuPllkeEc2ODwvU2VjdXJpdHlUb2t1bj48L1Byb2ZpbGVVTZWV1cmI0eVRva2VuPg%3d%3d>

Do you want to fill in the authentication key itself in the login page in Svemo-TA so use the following key (NOTE: This is not a password): YdxG68

The landing page will look like this:

Sign in | Forgot password | Confirm identity authentication key | Create Profile

✓ Message: The validation has been approved. Set a password to login

The validation has been approved.
Set a password to login

Put password

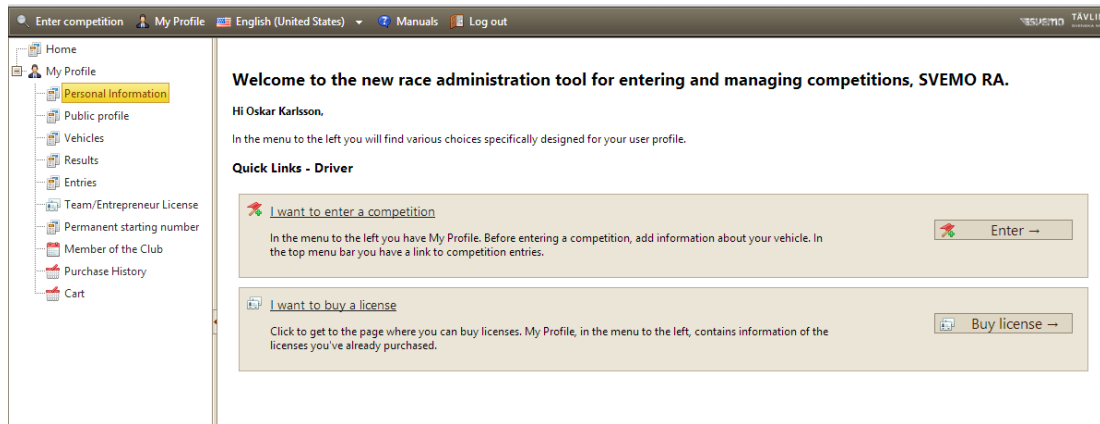
Password:

Confirm Password:

Put passwords and sign in

Your new profile

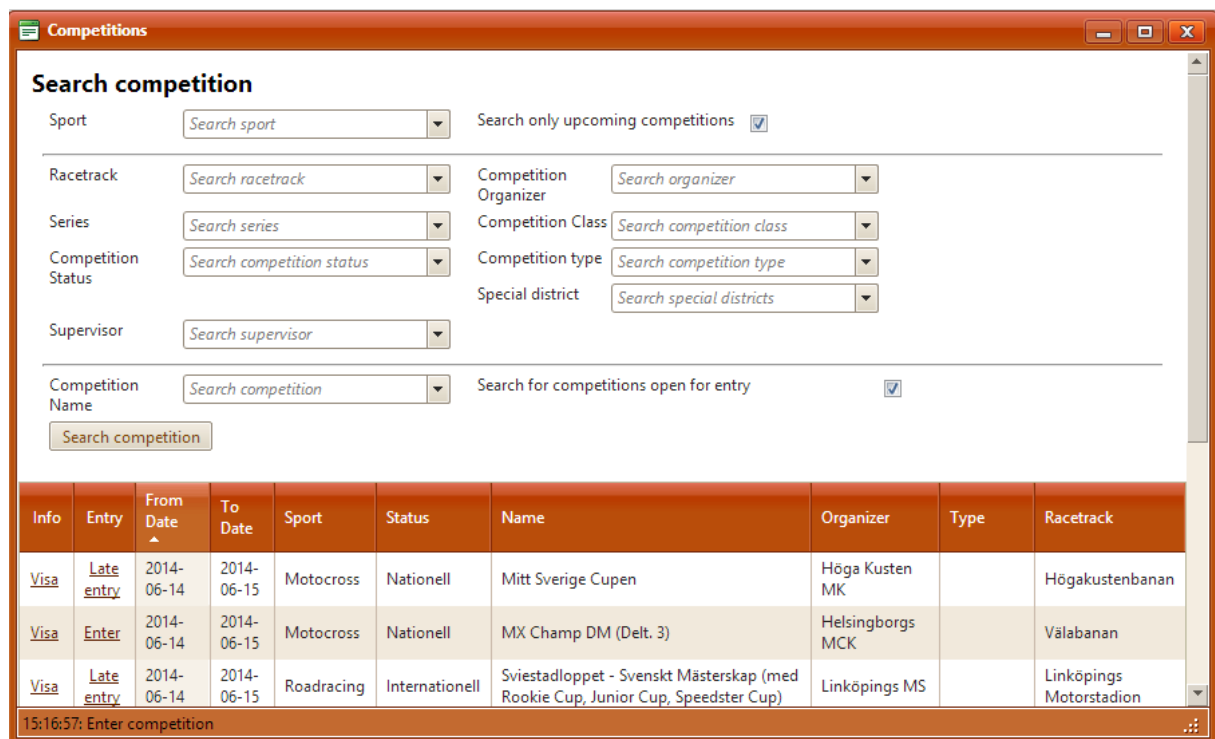
Congratulations, you can now log in to your profile. Use the registered email or the ID (can be found in the confirmation email) and your password to log in. When logged in, you will be displayed this page.



Start by going through the different menu choices and fill in information such as your personal information and your bike information. When you are ready to enter a race, click the “Enter competition” button in the upper right corner.

Enter competition

This box will now be displayed. Find the competition you want to enter by using the search filters. You do probably not have to fill them all out, most often it's enough with the sport, organizer and the name of the race.



When you have found your competition, click the “enter link” in that row.

Info	Entry	From Date	To Date	Sport	Status	Name	Organizer	Type	Racetrack
Visa	Enter	2014-07-25	2014-07-26	Enduro	Internationell	Battle of Vikings	Kilsbergens Motorklubb	EM	Ragnarök

In the first tab, enter the name of your club (sometimes it's also okay to enter your country).

Competition Name	Battle of Vikings
Date	2014-07-25 -- 2014-07-26
Racetrack	Ragnarök
Gren	Enduro
Entry open fr.o.m.	2014-03-01
Entry deadline	2014-07-16
Last unregistration date for refund of entry fee	2014-07-16

Now go to the second tab and choose the class you want to enter. If you filled in a bike earlier it will now be available for selection. If you also entered a transponder number for that bike, it will be automatically filled in. If you don't have a transponder, check the box below the text-field.

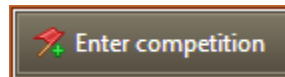
Hobby Registration is open

Vehicle: **Honda, 2013**
Transponder: **2147483647**

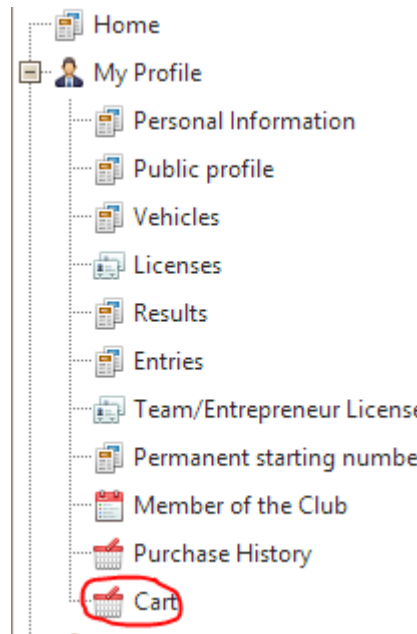
Pro **The competition only allows entry in one competition class.** Registration is open

When this information is filled in, check the price tab for the full price of your entry. Also click the button for “Additional rules” and read the document supplied by the organizer. You can also use the

button for “Competition information” to see all other entries. When all is done, click the “Enter competition” button in the upper left corner.



The entry can now be found in your cart. Navigate to the cart by pressing the link in the menu on the left.



You can here find all your unpaid entries. Click the “Pay the selected articles” button to proceed to payment.

Cart


Unpaid items

Select the items you wish to purchase							
<input checked="" type="checkbox"/>	Category	Price	Price options	Description	ID	OrderID	
<input checked="" type="checkbox"/>	Notification	800 kr		Battle of Vikings, 2014-07-25 -- 2014-07-26	Redigera	44965	166687

Total price for the selected articles: 800 kr
Service Cost: 20 kr
Total to pay: 820 kr

In the next screen you can choose your payment option. Then click pay to move forward.

Order Information	
Order number	0000166687
Price to pay	800 kr

Payment Options	
<input checked="" type="radio"/> Pay by Card (+ 20 kr in service fee)	
<input type="radio"/> Pay by bank (+ 20 kr in service fee)	

You will now be sent forward to pay the entry. After you have finished your payment and your payment has been confirmed by the system, your entry is completed.